


WATER 2100


What the world will look like in 83 years from now

Luca Palazzotto



Residential Water

10%





90%

WATER FOR PRODUCTION



1991-1993

- Population:

- 1991 = 6,319,530
- 1992 = 6,294,020
- 1993 = 6,269,240

- Affected Population:

- Approximately **1.5 million** people (~25% of the total population). Up to 4 million people were living in famine-afflicted regions (67% of total population)
- Approximately 250,000-300,000 deaths (4-4.8% of total population). This estimate includes deaths from the drought/famine and the war.

- Displacement:

- 50,000 refugees migrated to Ethiopia in late 1991/early 1992.
- 350,000-400,000+ migrated to Kenya over the course of the famine.
- Rural residents initially moved to the coastal urban regions, including Mogadishu, then to other countries.

- Conflicts:

- Civil war and government change led to significant conflict during this period



2010-2012

- Population:

- 2010 = 9,581,710
- 2011 = 9,806,670
- 2012 = 10,033,630

- Affected Population:

- Approximately **4 million people** in affected regions (up to **~40% of total population**)
- Approximately 260,000 deaths (~2.5% of total population).
- High food prices also reduced coping capacity of the population

- Somali refugees in neighboring countries:


- Kenya = 532,222 (7/8/12)
- Ethiopia = 204,839 (7/9/12)
- Djibouti = 16,750 (7/10/12)

- There were approx. 1.36 million IDPs by July 2012, especially in south and central Somalia

- Conflict:

- War, al-Shabaab





**THERE WILL BE A 40% GAP
BETWEEN WATER DEMAND
AND SUPPLY OVER THE NEXT
15 YEARS.**

THE AMERICAN WAY: PRODUCE MORE

FROM ATMOSPHERE



FROM OCEANS


- In California, governments are spending about \$20 billion annually on their water supply



THE CHINESE WAY: REUSE IT

- Chinese government allocates about \$110 billion per year to environmental protection and pollution control, including wastewater treatment.





**OR WE SIMPLY GO TO
MARS...**

